



CAPRISA

CENTRE FOR THE AIDS PROGRAMME OF RESEARCH IN SOUTH AFRICA



CAPRISA IS A UNAIDS
COLLABORATING CENTRE
FOR HIV PREVENTION RESEARCH





Photographing Infants with Suspected Major Malformations

Kalendri Naidoo

MTN Regional Meeting 2013




Pre-visit Preparations

- ❑ Verify that the mother has given consent to take photos of the baby 
- ❑ Schedule the visit for the early part of the morning so that the baby is alert 
- ❑ Confirm staff member availability to assist with taking of photos 
- ❑ Ensure batteries for camera are charged and camera is in working order 
- ❑ Explain procedures and purpose of the photos to the mother

During the visit

- Ensure that the baby is well fed, happy and comfortable
- Ensure that there is no distractions in the background
- Ensure that there is sufficient lighting
- Ensure minimum use of the flash on the camera so that the baby does not get scared
- Ensure that the environment is warm
- Have staff available to assist to hold the baby in certain positions
- Ensure that the mother is calm and not anxious



During the visit

- Have the guide provided by FHI available for easy reference
- Try to take all photos as quickly as possible to minimize the baby getting agitated
- Minimize movement of the baby
- Ensure the camera is on the correct settings
- Remember sometimes you may need to “zoom in” or “zoom out” to get the best photo
- Take a few photos of each position so the best photo can be selected



After the visit

- ❑ Photos are reviewed by the study co-ordinator.
- ❑ The best photos are selected and labeled accordingly – using the FHI guide.
- ❑ These photos are then uploaded to ATLAS.



Acknowledgements



- **CAPRISA was established as part of the Comprehensive International Program of Research on AIDS (CIPRA) of the National Institutes of Health (NIH) (grant# AI51794)**

CAPRISA is funded by:

- **DAIDS, NIAID, National Institutes of Health**
- **US Agency for International Development (USAID) via FHI and CONRAD**
- **President's Emergency fund for AIDS Relief (PEPFAR)**
- **US Centers for Disease Control and Prevention (CDC)**
- **South African Department of Science and Technology (DST)**
- **Fogarty International Center, NIH**
- **Howard Hughes Medical Institute (HHMI)**
- **Gilead Sciences (Tenofovir API)**
- **Royal Netherlands Embassy and MIET**
- **MACAIDS Fund (via Tides Foundation)**
- **Technology Innovation Agency (LIFELab)**

Past Funders:

- **National Research Foundation, South Africa (NRF), CHAVI, SAAVI, European Commission – EDCTP, Johap – Oxfam, Doris Duke Charitable Foundation (DDCF), Global Fund against AIDS, TB & Malaria (GFATM)**

MTN is funded by:

- **NIAID (3UM1AI068633), NICHD and NIMH, all of the U.S. National Institutes of Health**



Questions

